

Heme Oxygenase 1(HO-1) Antibody

Catalog No: #AB48715



Package Size: #48715-1 50ul #48715-2 100ul

Orders: order@abscitech.com

Support: tech@abscitech.com

Description

Product Name	Heme Oxygenase 1(HO-1) Antibody
Clone No.	SP08-07
Purification	ProA affinity purified
Applications	WB, IHC, IP, FC
Species Reactivity	Hu, Ms
Immunogen Description	recombinant protein
Other Names	32 kD antibody bK286B10 antibody D8Wsu38e antibody heat shock protein 32 kD antibody heat shock protein 32kD antibody Heat shock protein antibody Heme oxygenase (decycling) 1 antibody Heme oxygenase 1 antibody Hemox antibody HMOX 1 antibody Hmox antibody Hmox1 antibody HMOX1_HUMAN antibody HO 1 antibody HO antibody HO-1 antibody HO1 antibody Hsp32 antibody
Accession No.	Swiss-Prot#:P09601
Calculated MW	33 kDa
Formulation	1*TBS (pH7.4), 1%BSA, 40%Glycerol. Preservative: 0.05% Sodium Azide.
Storage	Store at -20°C

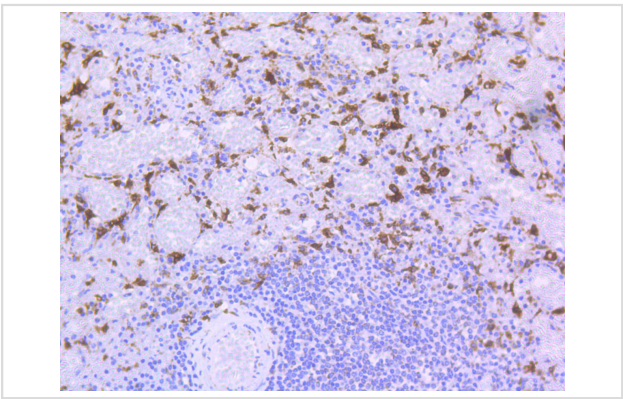
Application Details

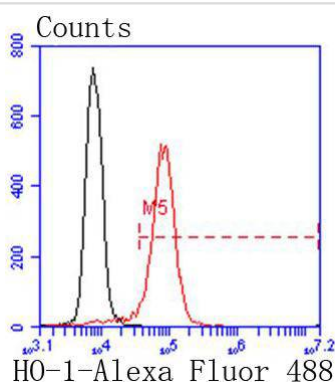
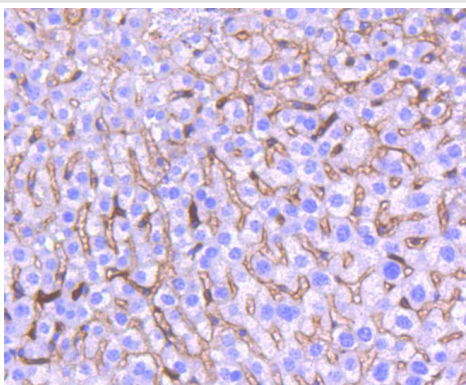
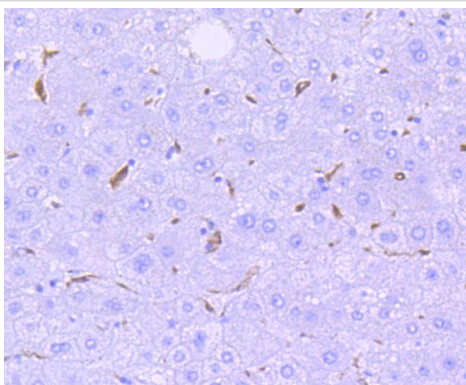
WB: 1:1,000

IHC:1:50-1:200

FC: 1:50-1:100

Images





Background

Heme oxygenases are microsomal enzymes that cleave heme to produce the antioxidant biliverdin, inorganic iron and carbon monoxide (CO). The activity of Heme Oxygenase 1 (HO-1), also designated HSP 32, is highly inducible in response to numerous stimuli, including heme, heavy metals, hormones and oxidative stress. Heme Oxygenase 2, in contrast, appears to be constitutively expressed in mammalian tissues. Heme Oxygenase 2 is involved in the production of carbon monoxide (CO) in brain, where CO is thought to act as a neurotransmitter. The CO signaling system closely parallels the signaling pathway involving nitric oxide, and regulation of the two systems is closely linked. Heme Oxygenase 3 is found in the spleen, liver, thymus, prostate, heart, kidney, brain and testis. A poor heme catalyst, Heme Oxygenase 3 has two heme regulatory motifs that may be involved in heme binding.

References

1. He C et al. Vasoprotective effect of PDGF-CC mediated by HMOX1 rescues retinal degeneration. *Proc Natl Acad Sci U S A* 111:14806-11 (2014).
2. Maruyama A et al. Non-coding RNA derived from the region adjacent to the human HO-1 E2 enhancer selectively regulates HO-1 gene induction by modulating Pol II binding. *Nucleic Acids Res* 42:13599-614 (2014).

Note: This product is for in vitro research use only and is not intended for use in humans or animals.