

## I-FABP Polyclonal Antibody

Catalog No: #AB46763



Package Size: #AB46763-1 50ul #AB46763-2 100ul

Orders: [order@abscitech.com](mailto:order@abscitech.com)Support: [tech@abscitech.com](mailto:tech@abscitech.com)

## Description

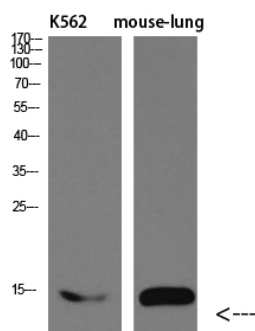
Product Name	I-FABP Polyclonal Antibody
Host Species	Rabbit
Clonality	Polyclonal
Purification	The antibody was affinity-purified from rabbit serum by affinity-chromatography using specific immunogen.
Applications	WB IHC
Species Reactivity	Hu Ms Rt
Specificity	The antibody detects endogenous I-FABP
Immunogen Type	protein
Immunogen Description	Synthetic peptide from human protein at AA range: 90-132
Target Name	I-FABP
Other Names	Fatty acid-binding protein, intestinal (Fatty acid-binding protein 2) (Intestinal-type fatty acid-binding protein) (I-FABP)
Accession No.	Swiss-Prot:P12104NCBI Gene ID:2169
Calculated MW	15kd
Concentration	1 mg/ml
Formulation	PBS, pH 7.4, containing 0.02% sodium azide as Preservative and 50% Glycerol.
Storage	Store at -20°C

## Application Details

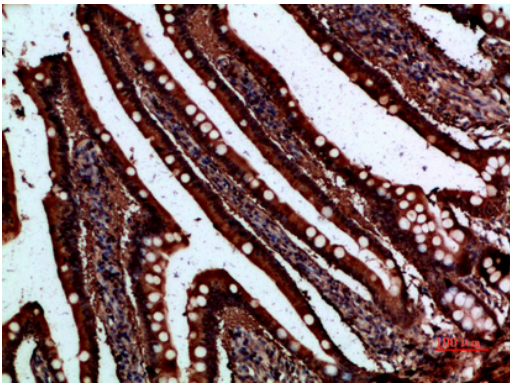
Western blotting: 1:500-1:2000

Immunohistochemistry: IHC 1:50-300

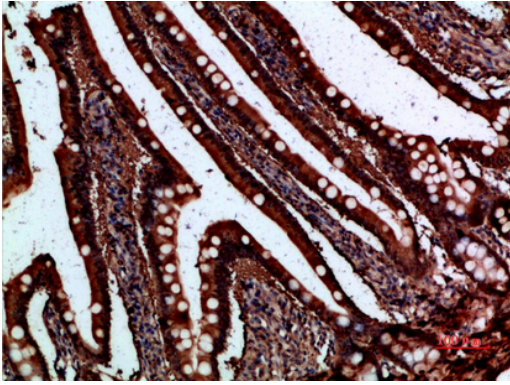
## Images



Western blot analysis of mouse-brain mouse-spinal-cord lysate, antibody was diluted at 2000. Secondary antibody was diluted at 1:20000



Immunohistochemical analysis of paraffin-embedded human-small-intestine, antibody was diluted at 1:200



Immunohistochemical analysis of paraffin-embedded human-small-intestine, antibody was diluted at 1:200

---

Note: This product is for in vitro research use only and is not intended for use in humans or animals.