

ATG5 Mouse Monoclonal Antibody(3C7)

Catalog No: #AB44254



Package Size: #AB44254-1 50ul #AB44254-2 100ul

Orders: order@abscitech.com
Support: tech@abscitech.com

Description


Product Name	ATG5 Mouse Monoclonal Antibody(3C7)
Host Species	Mouse
Clonality	Monoclonal
Clone No.	3C7
Isotype	IgG1
Applications	WB IHC
Species Reactivity	Hu Ms Rt
Specificity	The antibody detects endogenous ATG5 protein
Immunogen Type	Recombinant protein
Immunogen Description	Recombinant Protein of ATG5
Target Name	ATG5
Other Names	Autophagy protein 5 (APG5-like) (Apoptosis-specific protein)
Calculated MW	55kd
Concentration	1mg/ml
Formulation	PBS, pH 7.4, containing 0.02% sodium azide as Preservative and 50% Glycerol.
Storage	Store at -20°C/1 year

Application Details

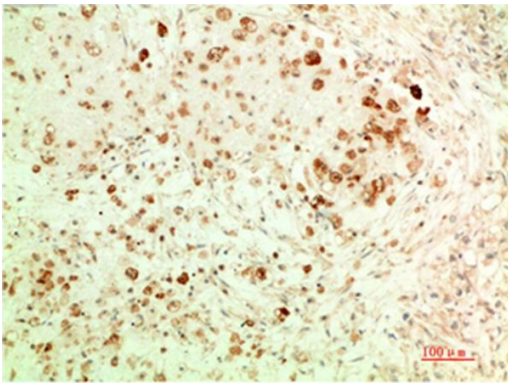
Western blotting: 1:500-1:2000

Immunohistochemistry: 1:50-1:2000

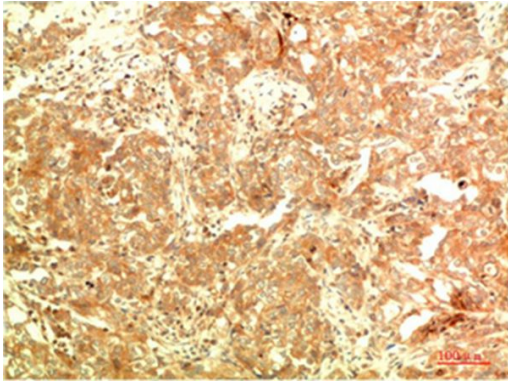
Images



Western blot analysis of Hela Cell Lysate using ATG5 Mouse mAb diluted at 1:10000



Immunohistochemical analysis of paraffin-embedded Human Ovarian Carcinoma Tissue using ATG5 Mouse mAb diluted at 1:200.



Immunohistochemical analysis of paraffin-embedded Human Breast Carcinoma Tissue using ATG5 Mouse mAb diluted at 1:200.

Note: This product is for in vitro research use only and is not intended for use in humans or animals.