

NOP56 Polyclonal Antibody

Catalog No: #AB46736



Package Size: #AB46736-1 50ul #AB46736-2 100ul

Orders: order@abscitech.comSupport: tech@abscitech.com

Description

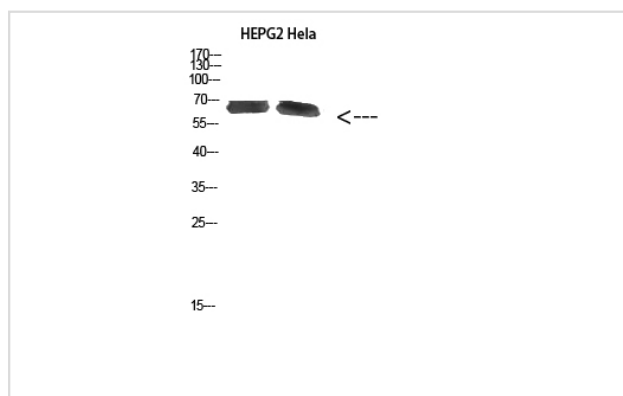
Product Name	NOP56 Polyclonal Antibody
Host Species	Rabbit
Clonality	Polyclonal
Purification	The antibody was affinity-purified from rabbit antiserum by affinity-chromatography using epitope-specific immunogen.
Applications	WB IHC
Species Reactivity	Hu Ms Rt
Specificity	NOP56 Polyclonal Antibody detects endogenous levels of NOP56
Immunogen Type	protein
Immunogen Description	Synthesized peptide derived from NOP56 at AA range: 191-240
Target Name	NOP56
Other Names	Nucleolar protein 56 (Nucleolar protein 5A)
Accession No.	Swiss-Prot:O00567NCBI Gene ID:10528
Calculated MW	65kd
Concentration	1 mg/ml
Formulation	Liquid in PBS containing 50% glycerol, 0.5% BSA and 0.02% sodium azide.
Storage	Store at -20°C

Application Details

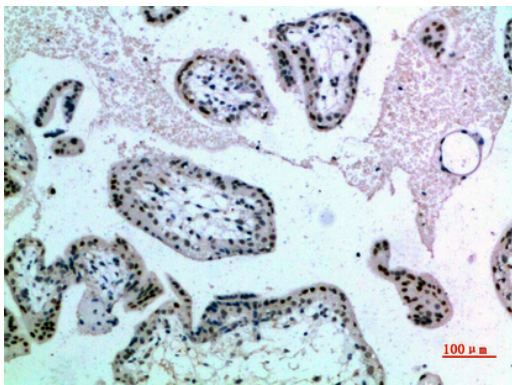
Western blotting: 1:500-1:2000

Immunohistochemistry: IHC: 1:100-1:300

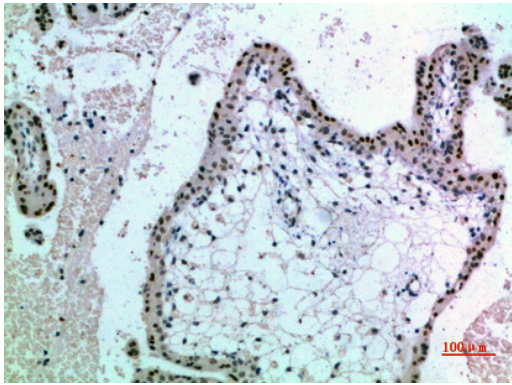
Images



Western Blot analysis of HEPG2 Hela cells using NOP56 Polyclonal Antibody diluted at 1:1000. Secondary antibody was diluted at 1:20000



Immunohistochemical analysis of paraffin-embedded human-placenta, antibody was diluted at 1:200



Immunohistochemical analysis of paraffin-embedded human-placenta, antibody was diluted at 1:200

Note: This product is for in vitro research use only and is not intended for use in humans or animals.