

Tryptase-3 Polyclonal Antibody

Catalog No: #AB46733



Package Size: #AB46733-1 50ul #AB46733-2 100ul

Orders: order@abscitech.com
Support: tech@abscitech.com

Description

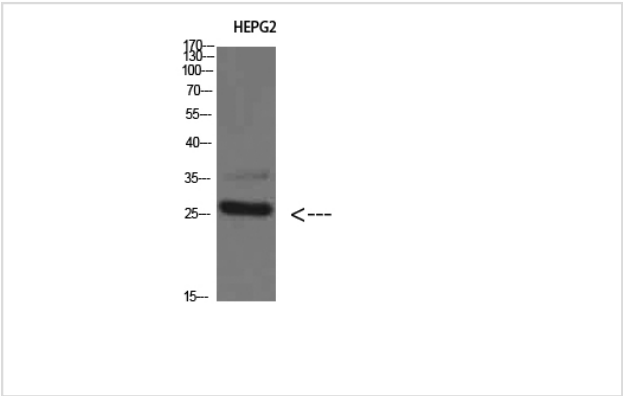
Product Name	Tryptase-3 Polyclonal Antibody
Host Species	Rabbit
Clonality	Polyclonal
Purification	The antibody was affinity-purified from rabbit antiserum by affinity-chromatography using epitope-specific immunogen.
Applications	WB IHC
Species Reactivity	Hu
Specificity	Tryptase-3 Polyclonal Antibody detects endogenous levels of Tryptase-3
Immunogen Type	protein
Immunogen Description	Synthesized peptide derived from Tryptase-3 at AA range: 51-100
Target Name	Tryptase-3
Other Names	Tryptase delta (EC 3.4.21.59) (Delta-tryptase) (HmMCP-3-like tryptase III) (Mast cell mMCP-7-like) (Tryptase-3)
Accession No.	Swiss-Prot:Q9BZJ3NCBI Gene ID:23430
Calculated MW	26kd
Concentration	1 mg/ml
Formulation	Liquid in PBS containing 50% glycerol, 0.5% BSA and 0.02% sodium azide.
Storage	Store at -20°C

Application Details

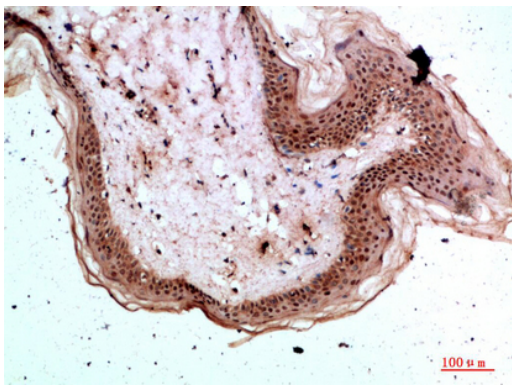
Western blotting: 1:500-1:2000

Immunohistochemistry: IHC: 1:100-1:300

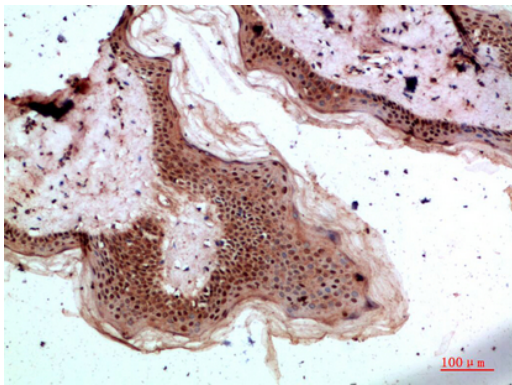
Images



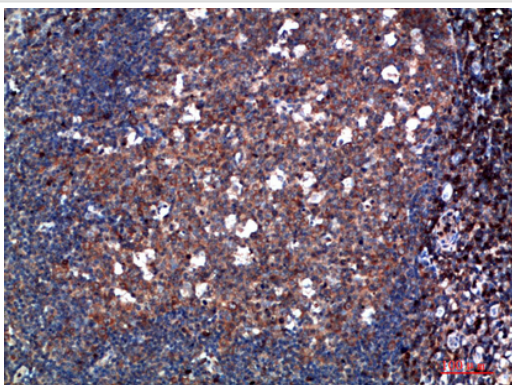
Western Blot analysis of HEPG2 cells using Tryptase-3 Polyclonal Antibody diluted at 1:800. Secondary antibody was diluted at 1:20000



Immunohistochemical analysis of paraffin-embedded human-skin, antibody was diluted at 1:200



Immunohistochemical analysis of paraffin-embedded human-skin, antibody was diluted at 1:200



Immunohistochemical analysis of paraffin-embedded human-tonsil, antibody was diluted at 1:200

Note: This product is for in vitro research use only and is not intended for use in humans or animals.